Revised Record								
	1.0	New Issue	2014-11-17					

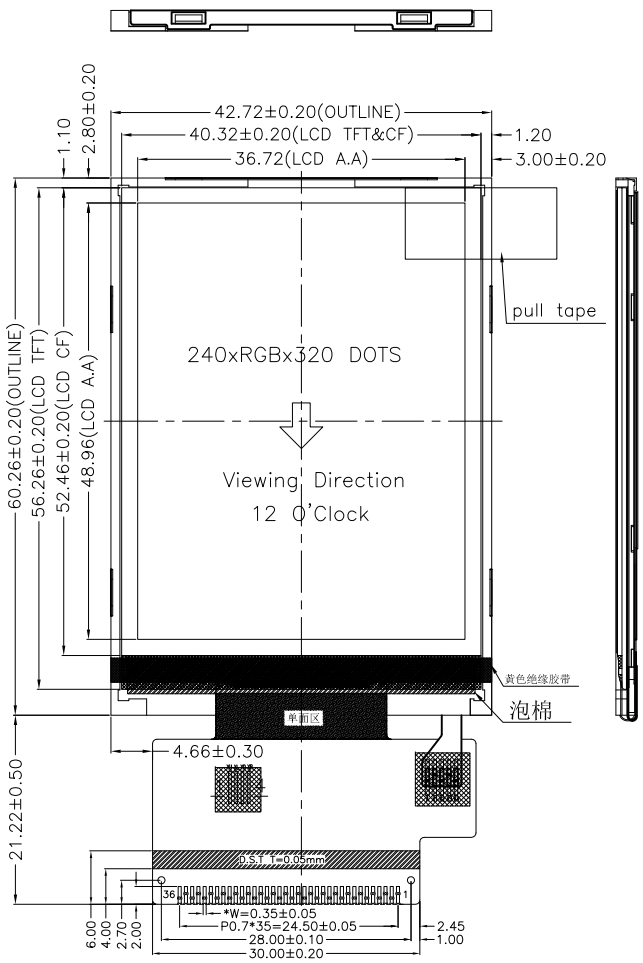

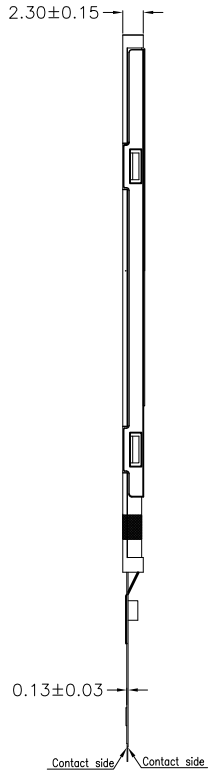

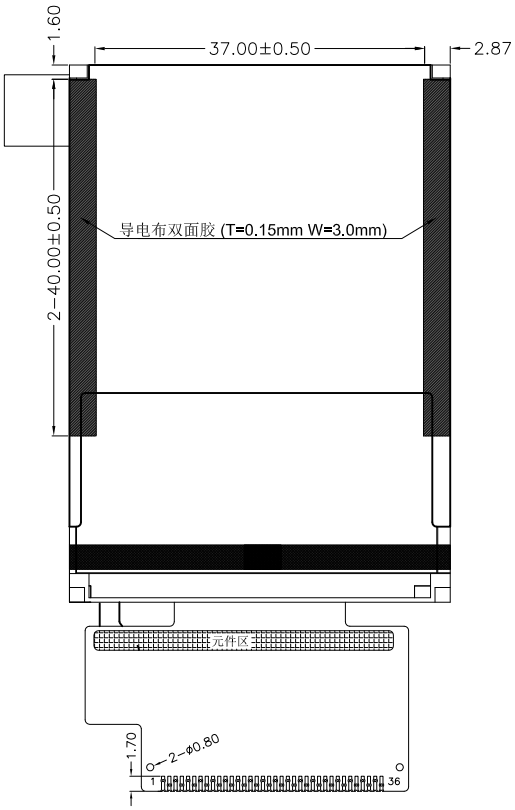

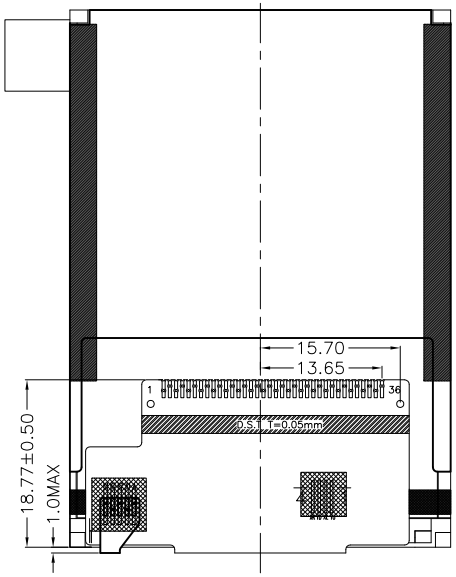

FPC折弯后示图

BACKLIGHT CIRCUIT DIAGRAM

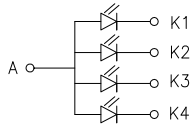

VF=3.2V(TYP);IF=15*4mA

NO.	SYMBOL
1	DB15
2	DB14
3	DB13
4	DB12
5	DB11
6	DB10
7	DB9
8	DB8
9	GND
10	DB7
11	DB6
12	DB5
13	DB4
14	DB3
15	DB2
16	DB1
17	DB0
18	IOVCC(1.8/2.8V)
19	VDD
20	/RD
21	/WR
22	RS
23	/CS
24	/RESET
25	IM0
26	GND
27	LED A
28	LED K1
29	LED K2
30	LED K3
31	Y+(YU)
32	Y-(YD)
33	Y+(XL)
34	Y+(XR)
35	LED K4
36	NC

DISPLAY TYPE:	2.4''TFT	DISPLAY DRIVER:	ILI9341V	PIXEL PITCH:	0.153 X 0.153 mm
POLARIZER MODE:	TRANSMISSIVE	OPERATING TEMP:	-20°C TO +70°C	LCM BRIGHTNESS (CD/M^2) :	
VIEWING DIRECTION:	12 O'CLOCK Gray inversion	STORAGE TEMP:	-30°C TO +80°C	BACK LIGHT:	LED WHITE(X4), 并联
Dot matrix:	240(RGB)X320 DOTS	STRUCTURE:	LCD+IC+FPC+BL	MATERIAL NOTE	ROHS REQUEST

Blaze Display Technology Co.,Ltd.

DESIGNED BY: BDT-23	BDT-T2437-02-SERIES	VERSION: 1.0
CHECKED BY: BDT-09		PAGE 1 OF 1
APPROVED BY: BDT-05		UNIT: mm
Website:http://www.blazedisplay.com		DATE: 2014-11-17